



# CogAT Grade 2

# PDF Sample Test


Downloadable Practice Test with Answers – Get a Feel for the  
Exam & Increase Your Chances of Scoring High

\* The correct answers and explanations are located at the end of this PDF.

## Practice Questions

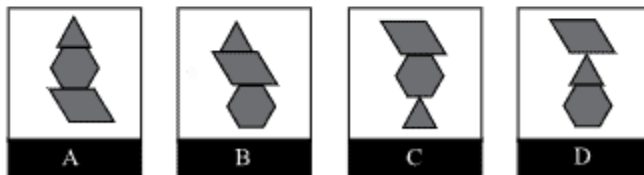
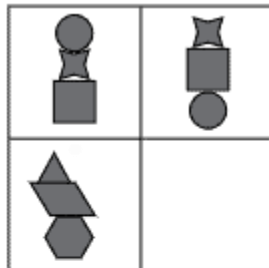
### Question #1

The following question has three figures. The first two figures in the top row go together. The third figure in the bottom row goes with one of the answer choices. Choose the answer choice that goes with the third figure.



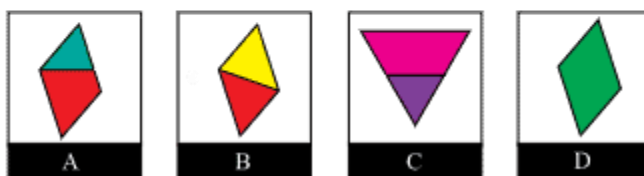
## Question #2

The following question has three figures. The first two figures in the top row go together. The third figure in the bottom row goes with one of the answer choices. Choose the answer choice that goes with the third figure.



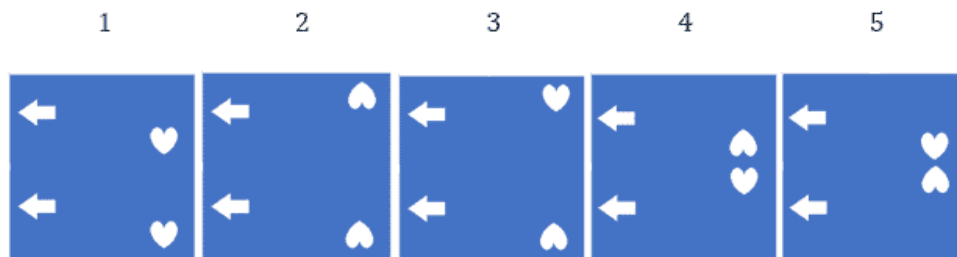
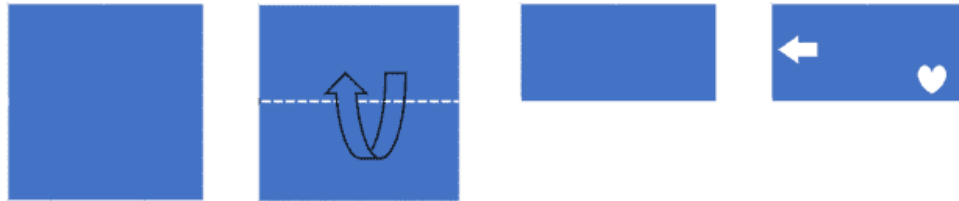
## Question #3

In this question, the first three figures are alike in some way. Choose the figure from the answer choices that goes with the first three figures.



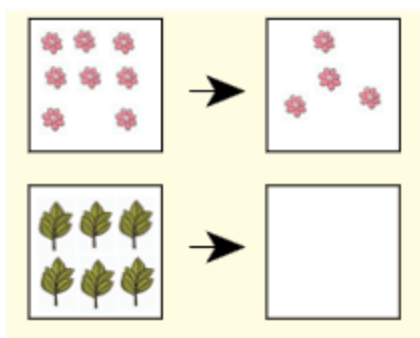
### Question #4

This question shows a paper folded several times and then punched with holes. The answer choices contain unfolded papers with punched-in holes. You need to determine which of the answer choices is the final product of the unfolded punched-in paper.



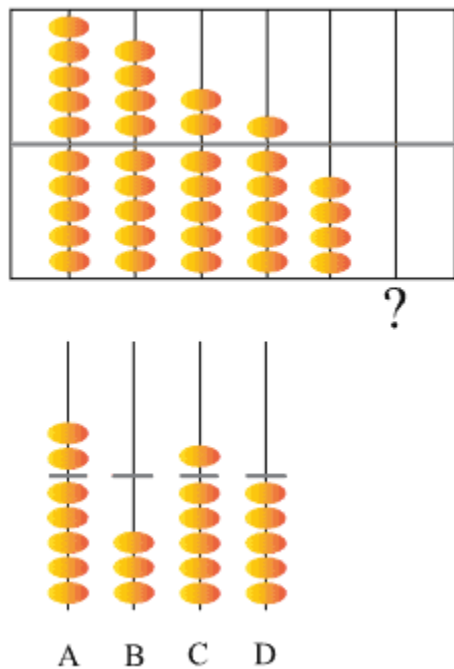
### Question #5

In this question, you are given three pictures. You must find the relationship between the pictures in the first row and choose the correct answer which follows the same pattern for the second row.



### Question #6

This question shows a series of images of beads on an abacus toy. You have to figure out the rule used to arrange the number of beads. Then decide how many beads should come next in the series.



### Question #7


In this question, you are given an equation with a missing number. You must solve the equation to determine what number is missing.

$$\boxed{23} = \boxed{9} + \boxed{7} + \boxed{?}$$

- ☐ 7   
 ☐ 8   
 ☐ 9   
 ☐ 6

### Question #8

In this question, there are three pictures. The first two pictures go together in some special way. Choose the picture from the answer choices that goes with the third picture.




### Question #9


The following is a Sentence Completion question. Listen to the audio recording and choose the picture from the answer choices that best completes the sentence.

[Click to listen to the audio recording >>](#)


Or read instead: Mark the picture that has two 3D shapes.



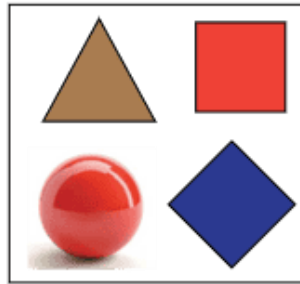
A



B



C



D

### Question #10

In this question, there are three pictures. These three pictures are alike in some way. Decide how they are alike. Then choose the picture from the answer choices that belongs in the same group as the first three pictures.



**Keep practicing and improving your skills – get more accurate practice resources for the CogAT 2<sup>nd</sup> Grade to help your child prepare and score high.**



# Correct Answers & Explanations

## Question #1

**Correct Answer:** A

**Explanation:**

In this question, the first row of geometric shapes is rotated in the anti-clockwise direction by  $180^\circ$  and the number of shapes is increased by one when moving from left to right (two triangles become three triangles).

Hence, the correct answer is option A.

## Question #2

**Correct Answer:** C

**Explanation:**

In the first row, from left to right, the top geometric shape is placed at the bottom, without changing the position of the remaining two shapes.

Hence, the correct answer is option C.

## Question #3

**Correct Answer:** B

**Explanation:**

In this question, the top geometric shapes are divided into two equal halves with two different colors.

We need to look for an answer choice that also has two equal halves with different colors.

Hence, the correct answer is option B.

#### **Question #4**

**Correct Answer: 5**

**Explanation:**

- First, the square was folded **in half** from the bottom to the top side.
- Then, two holes are punched on the upper half-figure remaining after the folding process: one arrow near the left-centre, the other at the right-bottom part near the crease.
- When the figure is unfolded, there will be four holes in total (2 holes x 2 layers = 4 holes) because each hole is punched on two different layers.
- The holes are mirrored according to the horizontal crease, i.e. upside down. In this way, the heart shape is mirrored slightly below it, inverted upside down; and the arrow is mirrored below, in the middle of the left side of the lower half of the original square. It does not change orientation.

#### **Question #5**

**Correct Answer: C**

**Explanation:**

In the first row, the number of flowers is decreased by four (from 8 to 4).

Hence, the correct answer is option C. The number of leaves is decreased by four, from 6 to 2.

#### **Question #6**

**Correct Answer: B**

**Explanation:**

The sequence 10, 9, 7, 6, 4 follows an alternating pattern of subtracting 1 and then 2.

Starting from 10, 1 is subtracted to reach 9, then 2 is subtracted to reach 7. This continues with alternating subtractions.

Following this pattern, the next number is 3. Hence, the correct answer is option B.



### **Question #7**

**Correct Answer: 7**

**Explanation:**

First,

$$9+7=16$$

Then, the equation becomes:

$$23 = 16 + ?$$

To find the missing value, subtract 16 from 23,

$$23-16=7$$

Hence, the correct answer is 7.

### **Question #8**

**Correct Answer: A**

**Explanation:**

The first row shows a tiger and a piece of meat, illustrating the relationship between tigers and their food.

The second row features a goat and we need to pair it with the food it consumes. Therefore, the correct option is A.

### **Question #9**

**Correct Answer: B**

**Explanation:**

Option B consists of two 3D figures, while the others have one, three, or zero 3D shapes.

Hence, the correct answer is option B.



### **Question #10**

**Correct Answer: C**

**Explanation:**

The first three images show different musical instruments. Option C shows a flute, which is also a musical instrument.

Therefore, the correct answer is option C

**Keep practicing to boost your child's skills!**

**[Click here to get instant access](#) to more practice resources for CogAT 2nd Grade – everything you need to help your child prepare and excel.**

**If you've printed this PDF, simply search "CogAT Grade 2 GiftedReady" on Google or your favorite search engine to find all our expert resources.**